

R.S. PRUSSIA

I.A.R.S.P.C. Inc.

June 2007

Prussia Points©


Allen Marcus

Building R. S. Prussia Sets Requires Patience and Luck

The highlight of an R.S. Prussia collection is often a set that shows a series of matching and complimenting pieces. Completing RSP sets is perhaps the ultimate challenge to collecting (other than finding an Admiral Peary or tiger tankard). It can compel one to travel great distances, sit through lengthy auctions and scour the internet. The result, however, is what is often considered the prized features of one's collection, enhances the décor of one's home and also provides a personalized affect to one's collection.

Generally, the components for creating and collecting sets are: the same mold, the same décor, the same or similar background colors and the same mark. All or a combination of these components, can allow for interesting and attractive displays. This last component, the same marks, should not be a rigid requirement, as many RSP items are both marked and unmarked, and some identical or very similar pieces

Lebrun vases



trio of portrait ewers

may have different marks, yet may still be a product of the R.S. Prussia factories.

Acquiring a set, or even a pair of matching or complimenting pieces, is more often by chance rather than by design. A pair of Lebrun vases, each showing a different Lebrun portrait, was acquired over a twenty year period. The vase shown on the left, which is unmarked, was purchased when I first began collecting at the first R. S. Prussia convention auction in Indianapolis in 1986. The vase shown on the right, which has the Royal Vienna over Crown mark, was acquired on eBay in 2006. I was not specifically looking to match the first vase, but upon seeing that the second vase, I thought it would result in an interesting duo that was too tempting to pass over.

Similarly, a trio of portrait ewers was acquired by finding the first at a Club Convention, and two others on eBay. These items have the E.S. blue Beehive mark.

A set of six chocolate cups and saucers, chocolate pot, tea pot, sugar and creamer, large bowl, a demitasse cup, mustard pot and toothpick holder have a blue-green background with shadow flowers and rose décor. In addition, a tankard in the same mold and back-

...article continued on page 8

In This Issue

- 2 President's Message
- 3 Notes from the Secretary and Treasurer
- 3 Our Suggestions
- 4 Regional Club News
- 5 Fakes Continue to Rear their Ugly Heads
- 6 Photographing Your R.S. Prussia
- 7 Flea Market Adventures
- 8 Chocolate Addiction

2007 Convention Peoria

Convention Inserts Inside!

Ramada Inn and Conference Center

Thurs, July 26 - Sun, July 29

The International Association
of R.S. Prussia Collectors, Inc.

Visit Us At
www.rsprussia.com

President
Terry Coy, Kentucky
502-244-5391
user258442@aol.com

Vice President
Allen Di Marco
570-547-8113
ajdgl@aol.com

Secretary
Karla Hartzheim
262-642-5460
rhartzheim@wi.rr.com

Richard Hartzheim
262-642-5460
rhartzheim@wi.rr.com

Past President
George Kandel, Indiana
260-868-5263
vinmark@fwi.com

Directors
Miriam Corban, New Zealand
64-9-838-8947
orchids@xtra.co.nz

Richard Habenicht, Illinois
815-838-8456
reed1021@comcast.net

Grady Hite, North Carolina
336-924-8657
ahite@triad.rr.com

Joy Litteral, Ohio
937-666-5481
CJ-Antiques@Columbus.rr.com

Linn Schultz, Iowa
563-678-2658
lschultz@netins.net

John Titus, Iowa
563-785-4438
imagesinink@iowatelecom.net

Historian
Mary Lou Bougher, Kentucky
502-247-7155
mlkbougher@msn.com

Web Page Editor
Ken Jinde, Canada
kenj89@rogers.com

Newsletter Editor
Linda Titus, Iowa
Phone 563-785-4438
Fax 563-785-4673
P.O. Box 983
Durant, IA 52747-0983
imagesinink@iowatelecom.net

Notes from the President

Terry Coy

I met with Fred and Judy Kunz and the Illinois group in Peoria to go over the details for the convention in Peoria. Everything is in order to have a nice convention. The Kunzs' will have announcements concerning the convention in Peoria put into several local news publications.

Some of the state clubs had their meeting during April, and I was not able to attend most of them. We attended the KY-TN meeting, which had 16 people in attendance. There was discussion concerning the 2008 convention. Everything is progressing well and that followed with several hours of fellowship and dinner.

The Eastern group, I was told, had a great attendance with 16 members for their first meeting in a long time. Other clubs will be having meetings shortly.

I have had numerous emails and letters about how much they enjoyed the newsletter, due to the articles and experiences in it. The newsletter and articles, as I have stated in the past, is

not the responsibility of a select few of the Club. It is all of our responsibility to send in articles.

As far as our February and April newsletters, I would like to thank both the new and regular contributors for their time. It is with all of our participation that make the newsletter great.

It looks like we have maintained our membership compared to last year. Karla Hartzheim, our secretary, tells me that she is still getting renewals from the membership. Increasing our membership is also the responsibility of the entire Club. Applications are available through Linda Titus or Karla Hartzheim. These can be passed out at shows, auctions and antique malls.

See you in Peoria! Make your reservations NOW. There is a great auction coming to Peoria by Jim Wroda Auction Services. ■



The 14th Annual Do-It Yourself Auction

The Auction will be started by honorary co-chair Tim Nance. He will put all our members in a state of humor and good will. He expects you to bid, bid, bid on the donated RSP China. Donors can auction off their own pieces or have a member of the committee do it; it's your choice. All bids start at \$25.00, this is an increase of \$5.00 from the original \$20.00 opening bid that existed since 1993, the first "Do-It Yourself Auction." (Inflation, you know.) Due to the very generous donations of RSP from the previous auctions from our wonderful members, we have raised over \$36,000.00.

Let's keep it going!

Howard Greenberg, Chair and Tim Nance, Honorary Co-Chair

Newsletter Policy

This newsletter is the voice of the members of the International Association of R.S. Prussia, Inc. We welcome articles from members. We ask that articles be constructive and contribute positively to the welfare of the club and its members. The newsletter is printed four times a year. Publication mail dates are February 15, April 15, June 15, and October 15. Articles submitted for publication are due to the editor by the 15th of the month prior to publication and are subject to editing. (For example, items for the April issue would be due by March 15th) We look forward to hearing from you!

Notes from the Secretary and Treasurer

Dick and Karla Hartzheim

Here it is, May in Wisconsin. Typical ups and downs with temperatures, but spring is finally here! So nice to see green grass, green leaves on trees and flowers growing. Reminds us that the Convention is right around the corner.

As of May 21, we have 408 paid members, 54 outstanding/non-paid members and 5 new members. We have 45 families registered for convention and 47 people have also paid for the banquet. If you have not sent in your registration, PLEASE send it ASAP. Remember, early registration means that you will be eligible for a drawing for a FREE night's stay at the convention hotel.

Convention registration is \$20.00, mugs are \$5.00 each, and the banquet is \$27.00 per person. Again, Dick and I would greatly appreciate it if you would send in your Convention Registration ASAP!

Early registration will:

- Help us to determine the amount of convention materials that are needed.
- Help us to pre-stuff envelopes.
- Help us to give accurate numbers to the hotel, especially for the banquet.

Checks for convention should be made out to the International Association of R.S. Prussia Collectors, Inc.

Your check can be sent to:
International Association of
R.S. Prussia Collectors, Inc.
P.O. Box 583
Mukwonago, WI 53149.

Thank you again and see you at the convention,
Dick and Karla ■

GET WELL WISHES

The Club sends get well wishes to Bob McCaslin, who recently underwent surgery. Mary reports that the surgery went smoothly.

Our Suggestions

Selma and Howard Greenberg

Over the past few years, our membership has declined. Selma and I have some suggestions and ideas to possibly help build our membership.

Here are some possible solutions:

1. Interest family members in collecting RSP by sharing books, newsletters and RSP auctions. Have them attend local and national conventions with you. Our daughter and son-in-law, Susan and Bill Thompson, became interested in RSP after our grandson Ben Thompson (you all know Ben) became interested in RSP at age 8 (age is not a factor) and started his own collection. We also got our nephew and niece, Mike and Sandy Medvin very interested in RSP, and they are now members of the Club. As an added benefit, this ensures our collection for continual generational growth. No \$2.00 garage sales for the "portraits".
2. Offer a 1-year free membership to anyone collecting RSP. We have the list of buyers on eBay that can be easily contacted and offered this free membership. A committee could be set up to contact these non members. Our estimate would be a 25% retention of membership after the first free year. We can also offer free registration for new members for their first convention. We have had a continuous yearly loss of members attending the annual conventions for the past 5 years.
3. When you attend local auctions, antique shows and antique stores, it's very easy to find people who are interested in our wonderful RSP. At the last count, our president Terry Coy has signed up ten new members; and at the latest Wroda Auction, we easily signed up two new members. It can be done! Action is definitely needed. Please help. ■

SYMPATHY

Henry Barbee of Illinois has passed away. The Club extends its deepest sympathy to Henry's family.

NEW MEMBERS:

Jim Fisher
Lois Miner
Chet Thompson
Ted & Pam Smith/Russell

2007

COMMITTEES

Nominating Committee

Bob Yaklin
Scott Davidson
Harold Dodd

Auction Committee

Brad Witt
Allen Marcus
Rich Habenicht

Audit Committee

Carl Tackett
Joe Lemon
Ed Smith

~Regional Club News~

Illinois Prussia Club

Fred Kunz

Prussia Collectors of Illinois gathered at the convention site, the Ramada Convention Center and Inns, in Peoria, Il, on May 5. Plans for the convention were finalized. A special thanks to President Terry and Frances Coy for attending and giving great suggestions. Plans for the Hospitality Room included not having the room open when there is an official event of the convention and using the Atrium Area for the seating for hospitality activities. The Peoria Convention and Visitors Bureau will be assisting by making brochures about Peoria places (including antiques venues) and activities in the area and will be available at the registration table. Be sure to check out the beautiful Peoria river front and near by restaurants and shopping areas. As in the past, we would appreciate members bringing goodies (treats and cookies) for the Hospitality Room and assisting in

the room.

Prussia Collectors of Illinois look forward to seeing you all at the convention. Space is filling up fast...make reservations now! Happy hunting.

RSP Michigan Club

Sue Houserman

The spring meeting of the R. S. Prussia Michigan Water Wonderland group met on Sunday, May 20, 2007 at the White Horse Inn in Metamora. Twenty two members were present. Everyone enjoyed the atmosphere of the historic 150-year-old restaurant as well as good conversation and fellowship. A very brief meeting was held after a delicious dinner. Copies of the October meeting minutes were passed out by Sue Houserman and were approved. Bea Gatewood reported a bank balance of \$1,132.99.

Beth Vandemeer gave a brief summary of the Novi convention. All congratulated her on a job well

done. This summer's convention will be held in Peoria, Illinois. There was discussion regarding convention arrangements.

A member announced that he would be selling his collection of Prussia as well as a cut glass collection this summer.

Jon & Sue Houserman volunteered to host the fall meeting. The date will be October 14, 2007.

Everyone was invited to Darleen & Jerry's beautifully landscaped and decorated home for desert and to view their collections.

RSP Eastern Club

Eleanor Holz

The Eastern Club held it's first meeting in Hagerstown, Maryland on April 29. Sixteen people attended representing Maryland, New Jersey and Pennsylvania. A fall meeting will be discussed at the convention. Time and Place will be announced.

The Royal Vienna Mark "R.S. Prussia Deluxe?"

Seminar

Presented by Allen Marcus

International Association of R.S. Prussia
Collectors Convention
Peoria, Illinois USA
July 26 - 29, 2007



E.S. Porcelain

"The 'Other' Schlegelmilch"

Updated 2007

Seminar

International Association of R.S. Prussia
Collectors Convention
Peoria, Illinois USA
July 26 - 29, 2007



WATCH OUT, NEW MEMBERS! About 12 months ago, there it was, on an internet auction site, in bold letters “REINHOLD SCHLEGELMILCH PITCHER,” starting bid \$25. To an experienced collector it was easily recognizable as a fake. The selling pitch started off- “If this were in the USA it would create a bidding war. The RS Porcelain is extremely valuable and collectible.”

I said to myself, “A bidding war? You’ve got to be kidding! That’s a fake!”

My blurb went on, “I’ll give you some history lessons here. Reinhold Schlegelmilch, Tillowitz, Silesia, Germany. Utility and luxury porcelain was produced at the factory from 1869. Various forms of the backstamp appear and may also feature the words *Prussia* or *Germany*. Now if it has *Prussia* on it, it’s pre 1900 probably part of a toiletry set from a ladies boudoir 22 cm tall, etc., probably around 1880.”

More blurb, “Very good condition, no chips or cracks that I can see, but of course there is crazing.”

CRAZING? “I almost shouted at my computer, “CRAZING? You’re crazy! RS Porcelain NEVER CRAZES! Real porcelain NEVER CRAZES!”

The blurb went on and on. “Check out my other auctions, I’m going to be listing a lot of really nice things from my own collection over the next couple of weeks. Meissen, Dresden, Sevres, Doulton, Royal Vienna, etc.”

I clicked my mouse to enlarge the so-called Reinhold Schlegelmilch pitcher and with another click enlarged the RS Mark. Unsurprisingly, magnified, the crazing on the base of the pitcher was completely covering the background of the fake RS Mark photo! I put my thinking cap on. What should I do? I had time; the auction did not close for another six days. I decided to keep a watch on the auction site, as no buyer had yet placed a bid.

Many previous times I had seen Internet fakes, and many of those auctions had closed with no bids at all. I had begun to think that it was great that buyers were getting smarter.

For two days nothing happened on that auction site. On the third day someone had accepted the seller’s invitation to “comment on this auction” with a question, “Sorry, what do you mean by crazing?”

The seller replied, “Crazing is the term given to the glaze when it starts to dry out and crack. It is a normal aging symptom and if someone were to try to sell me something “old” with no crazing I would be highly suspicious.” But worse, apparently satisfied with the answer given, the questioner had now placed a bid for \$42! The question for me now became, “How to warn the prospective buyer?”

We personally are not registered with any Internet auction site, but we like to keep a watchful eye on what is being bought or sold, and to increase our knowledge.

However, we do have a retired dealer friend, not an RSP collector, who is experienced in the Internet auction world, and I told her the problem.

At our suggestion, with information supplied by us, she tried to contact the seller to save them embarrassment, without success. So our friend boldly took the plunge and commented on the auction site, “Sorry to have to tell you this, but this piece is a fake, currently being made in Japan and distributed world wide. RS Prussia was only made in hardpaste porcelain which never crazes. Also this is definitely not one of their molds or designs. To see the difference in quality, have a look at the RS Prussia, RS Poland collectors club Web site at www.rsprussia.com.”


Within 12 minutes the seller replied, “I have checked out that site and it appears you are correct. Thank you for that—Now I have a worthless piece of junk - hmm, think I will stick to

Aynsley. This piece is being withdrawn, Cheers, J.”

The auction was closed within the hour by the seller. The promised Meissen, Dresden and Sevres items never turned up for sale—I guess the dealer decided to lie low for a while.

Great! Mission accomplished! Ron Caper’s 1999 article about fakes on our club’s R.S. Prussia Web site which also shows photos of fake marks and fake pieces certainly worked well on this occasion!

Perhaps photos of some recent reproductions could also be added to our Web site to continue the never ending war on fakes and reproductions. Footnote: We have noticed that more like R.S. Prussia items appearing in Internet sales are being described as being “repro pieces” and they are attracting very low or no bids. Perhaps other sellers and buyers are now getting the message! ■



With the advent of digital cameras, photographing your RSP collection has never been easier. Before digital cameras, if the exposure and lighting were not correct, film cameras produced unsatisfactory results. Many light compensating filters were needed to adjust the lighting condition. Today, however, digital photography makes your life easy. Images may be altered using software on your computer or at your local photofinishing store.

Here are some tips to help you get the best results.

Background: use a neutral gray, black or blue background. Poster paper is an excellent source because it is stiff and will stand up as a background.

Lighting: if you are using lamps, the basic principles of lighting still apply. Two lights should be at a 45 degree angle to the object. This produces “even lighting” and will reduce a lot of glare if the object is flat like a plate. Bowls can be trickier but, by shifting the light source you can greatly reduce glare. Bulbous items, because they are more reflective, are more likely to show the light source; shifting the lights will move the image to an area where it is not distracting. To determine if your lights are placed correctly, take a block of wood and place it between the light sources. Turn on one light and measure the width of the shadow. Now, turn off the first light and turn on the second light and measure the width of the shadow. If the shadow width is not the same, move the

light and run the test again.

Lamps: use photoflood ECA rated at 250 watts with a color temperature of 3200 degrees K. or BCA rated at 250 watts 4800 K. in a 10” reflector on a stand. If you would like to find something a little less expensive, you may try the new-style curly fluorescent lamp, although the light output is very low. Lamps with a silver reflector, if still available, may also be used. Both lamps should be mounted in an adjustable lamp holder. If your home has a large skylight or you have a room with long fluorescent lamps, you may be able to photograph your items without additional lighting. The brighter the light source the smaller the aperture used by the camera. This will give you the greatest focal distance and will help when you are photographing tea sets or bowl sets or when you want to photograph items one behind the other.

Once you have selected your background color and light source, you are ready to take your picture. Adjust the camera to its automatic setting and move it as close as you can to the object while always keeping the camera behind the lights. If the object does not fill your viewfinder, use the zoom feature to fill your screen. Don’t stand so far back that you are over using the zoom feature. The higher the magnification the shorter the focal distance: i.e. if you are photographing a tea set, the front row will be in focus and the back row will be out of focus. If your photo turns out too dark or the colors do not match the item, don’t despair. When you purchased your digital camera you should have received a software package to help correct the situation. If you didn’t receive a software package, one of the nicest and easiest programs available is Adobe Photoshop Elements 5. You can also go to the Adobe Web site and download Photoshop Elements 3 for free. If you do not own a computer, take the memory card to your local photo finishing store where you will be able to use their free standing machine and do your corrections before printing. ■



Using ECA photoflood lamps (colors fairly close to original)



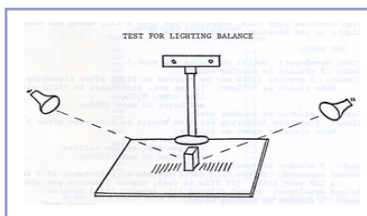
ECA photoflood lamp color corrected



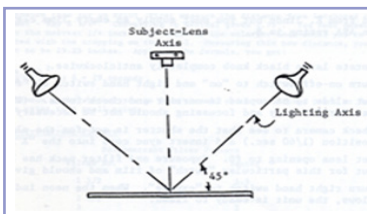
Using 13 watt Fluorescent Bulbs (colors on the yellow side)



13 watt Fluorescent Bulb color corrected



Setup For Even Lighting



Testing For Light Balance

I love garage sales, estate sales, and flea markets, and it was time to travel I-20 to east Texas for the Canton Trade Days. If you go to the flea market after May, it will be extremely hot, and there will be very few dealers. So, it was now or next October!

Traffic is a lot better in Dallas since school let out, and I left the house at 6:55 a.m. to travel the 75 miles to Canton. If you have never been to Canton, it is a series of large fields—some with reserved spots and some “first come, first served” style. In the last few years, they have paved over the dirt and gravel paths, and there are many more pavilions instead of open ground. I’ve never found anything good in the general pavilions. The place to get the bargains remains in the open lots. There is one antique pavilion (air conditioned) at which I have found a couple of absolutely beautiful items... 3 piece green Tiffany tea set (came home with me!); Melon Eaters bowl (did not come home with me); and some incredible linens that were added to my collection of over 200 embroidered, vintage pillow cases (for which my mother thinks I have a mental condition.)

When I first arrived, I looked at the bare, asphalt parking lots that can accommodate 1000’s of visitors, and I started worrying. Should I have waited until Friday instead of being greedy and attempting to get the jump on other antiquers? I stuffed my cash, checks, and driver’s license into a coin purse; grabbed my sunglasses and tote bag; and I was off. It had rained heavily the day before; the ditches were flowing with a steady stream of water. The grounds were soggy and squished up around my tennis shoes as I zigzagged my way between tents that looked like they might have potential. (Note: the only things that can make me voluntarily walk miles in the heat are antiques whether it’s RSP, hand-painted china, textiles, etc.) The first large field was a big, fat zero for any kind of good china.

I waded through a small stream to the next section, and the offerings be-

gan to improve. At about the 5th booth, I picked through some low talent, hand-painted china on the “bargain” table, and decided the plate I was considering really wasn’t worth even \$2.25, unless I was planning on using it. (Nope.) I moved on to the dealer’s next series of tables. On his very last table, I caught a glimpse out of the corner of my eye...RSP. It was an unmarked, green floral berry set—master bowl with 6 berry bowls with the central decoration of mums. Pretty, but not my first love. It wasn’t priced, so I asked the dealer, “How much?” The reply was “\$35”. I must confess that I shamelessly asked if he would take \$30. Five minutes later, I was trying to figure out where at home I was going to store it. Another lady followed me to the next booth, whispering, “What was it?”

I wandered up and down the tree-lined paths, looking at some blue and white china, vintage jewelry, ruby glass, kitchen utensils, embroidered pillow cases with kittens frolicking playfully. I even tried on some vintage hats at one indoor booth. As you look at the frothy confections of netting and silk flowers floating above your head like a cloud, it is sure to put a smile on your face. Not quite right for me, but good for a laugh.

Next was a sweet couple of dealers with a set of 8 pretty Limoges pink, floral 6” plates trimmed in heavy gold for \$60. Also, a complete service of 12 Taylor & Kent, pink and yellow trio plates with 2 cake plates, sugar & creamer for \$120. I passed on those. You’ll have to let me know if that was a bad decision. In between, I did buy a lovely O & EG, Royal Austria cup and saucer with sweet pea decoration for \$10. By now, the tote bag is getting a little heavy, and I had to be extra careful that I did not clank the china together.

Sometimes I just scan the booths looking for the right shape and color, and then I think, stop being so lazy, go into the booth! I saw a syrup pitcher (no under plate), no lid, with a broken handle for \$15. Then, I came upon a dealer still unpacking her boxes. We chatted for a while as I looked around. Just as I was getting ready to say goodbye, my eyes finally focused on the table right in front of me. An RSP, chocolate pot, wrong lid (with crow’s foot), but otherwise in perfect condi-



tion. I checked the tag, \$29. Again, the Okie came out in me. What can I say? I was raised by 2 generations of people who went through the Depression. I’m frugal. I pulled out \$23, and it was mine. When I got home, I took out a spare lid that will work for now, and the pot looks nice in the china cabinet.

On my way out of town, I stopped at a new antique mall, and I found two booths with some RSP. A lovely couple from Garland, TX had Washington clocks, around 7 pieces of Carnival glass, and 6 pieces of RSP, mainly floral, but one floral cake plate with medallions of the Colonial couple around the outside edges for \$295. Should I or shouldn’t I? I didn’t. Again, tell me at convention if I really made a mistake. I’ve made some doozies in the 13 years since I’ve been collecting.

It was a good day’s work for 2 hours of walking and 2 ½ hours of driving. I treated myself to a medium vanilla cone at the Dairy Queen and off I went back home. ■

ground colors, with a different décor, is placed with the other items. As with most RSP groupings, building this set was unplanned. The first acquisition was the chocolate pot, purchased at an auction in the 1980s for \$25. Two weeks later, I found the lone demitasse at the same auction house. I continued adding to this grouping over the years, culminating with the teapot, sugar and creamer, which I purchased at the 2006 convention.

The photo to the right shows an R.S. Germany chocolate set, with cake plate and dishes, placed on an antique tea cart. The set was found in Massachusetts and flew first class to Washington, D.C. (thanks to an understanding stewardess who agreed that antique porcelain needed special treatment).

A completed Four Seasons set was also twenty years in the making. The plates were acquired from a dealer in an antique mall, on eBay and at conventions. Completing this set was a major collecting goal. For many RSP collectors, these plates signify the best in RSP workmanship and Art Nouveau/Neo-classic design.

Searching for items to add to a set

can lead to many pleasurable adventures and interesting travels. One simply needs time, money and luck. ■

R.S. Germany chocolate set



Four Seasons set



A set of six chocolate cups and saucers, chocolate pot, tea pot, sugar and creamer; large bowl, a demitasse cup, mustard pot and toothpick holder



Chocolate Addiction

Ronald & Anne Weinstock

At the not so gentle insistence of a much loved club officer, I am writing this article. My obsession with chocolate pots began in April, 2000. My husband Ron & I were having a great time traveling all over the country searching for antiques for my brother's collections. I thought it would be more fun if we also began collecting something ourselves. All the advice I had heard said to collect something you were passionate about. After not much thought, my love of chocolate immediately came to mind.

I thought of all the wonderful chocolate related items we had seen in our travels...the unusual shaped chocolate molds, colorful advertisements and unique tins with fabulous graphics. I

began looking on eBay by typing in the word "chocolate" and was astounded to find such a wide variety of items. I searched for quite a while in order to gain an education and decide exactly what I would like to collect.

One day I saw a gorgeous Limoges porcelain pot that I just had to have. After purchasing it, I was hooked. I began searching for what I now learned were chocolate pots. Being slightly obsessed and having an addictive personality, it was not long before Ron was building shelves to display our quickly growing collection.

We soon became very attracted to the R.S. Prussia molds and buying books to learn more. Pat Pizzini was selling some wonderful RSP porcelain

on the internet, and I contacted her for more information. She explained to me all about the RSP club and the yearly convention. We immediately began making plans to attend and display at the next convention which was being held in Peoria, IL in 2001.

We were graciously welcomed by everyone and have attended every convention since. We attend many RSP auctions and always enjoy seeing everyone. Our obsession became more than just a collection. We have made wonderful friends, had lots of laughs and enjoyed seeing other people's collections. Please visit with us at this year's convention and see the pictures of what can happen when you have an addiction to chocolate. ■



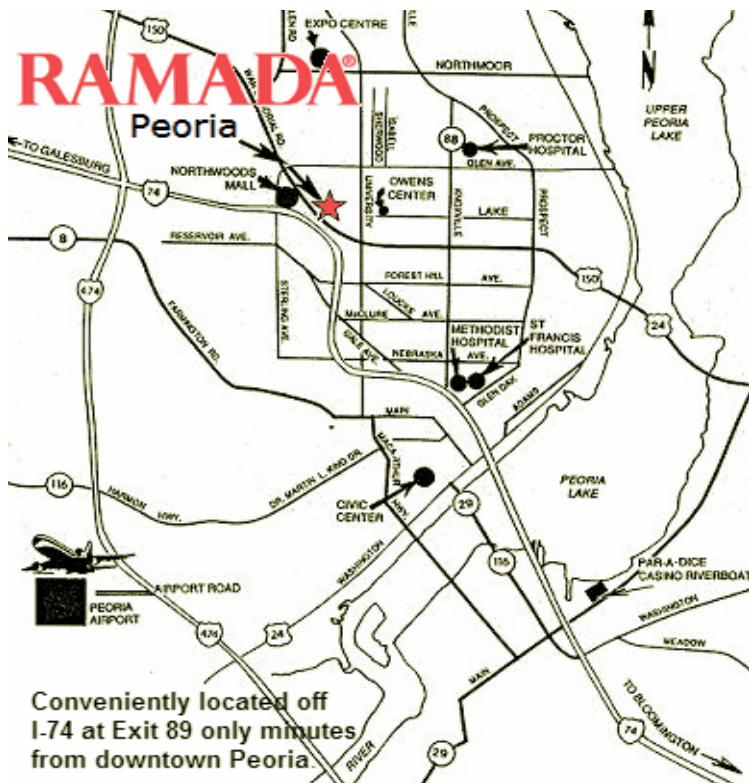
RAMADA®

In addition to a convenient location we offer comfortable guestrooms and outstanding service, among a host of other benefits for our guests. Including:

- Free High Speed Wireless Internet, Data Ports
- Restaurant & Lounge
- Giant Glass Enclosed Atrium w/Spacious Casual Gathering Areas & Game Arcade
- Indoor heated swimming pool * Sauna * Jacuzzi * Fitness Facility
- Free * Safe * One Level Parking * NO NARROW PARKING DECKS *
- Complimentary Airport Shuttle
- King Size or Double Beds
- In Room Coffee Maker, Blow Dryer, Iron/ Ironing Board
- Microwave/ Refrigerator w/Freezer on availability
- Laundry Facility, Same Day Dry Cleaning Service
- Free USA Today and Peoria Journal Star Newspapers

We're located just north of downtown Peoria, 2 blocks from exit 89 off Interstate 74, and across the street from **Northwoods Mall**. **The Shoppes at Grand Prairie** are less than three miles away. We are minutes from the beauty and tranquility of **Wild Life Prairie Park**, **Luthy Botanical Garden** or **Weaver Ridge Golf Course**. **The Wheels O' Time Museum** is a few miles north. Just to name a few of the attractions in our area.

◆ 4400 N. Brandywine Drive ◆ Peoria, IL 61614 ◆ (309) 686-8000 ◆ Fax (309) 682-8237 ◆

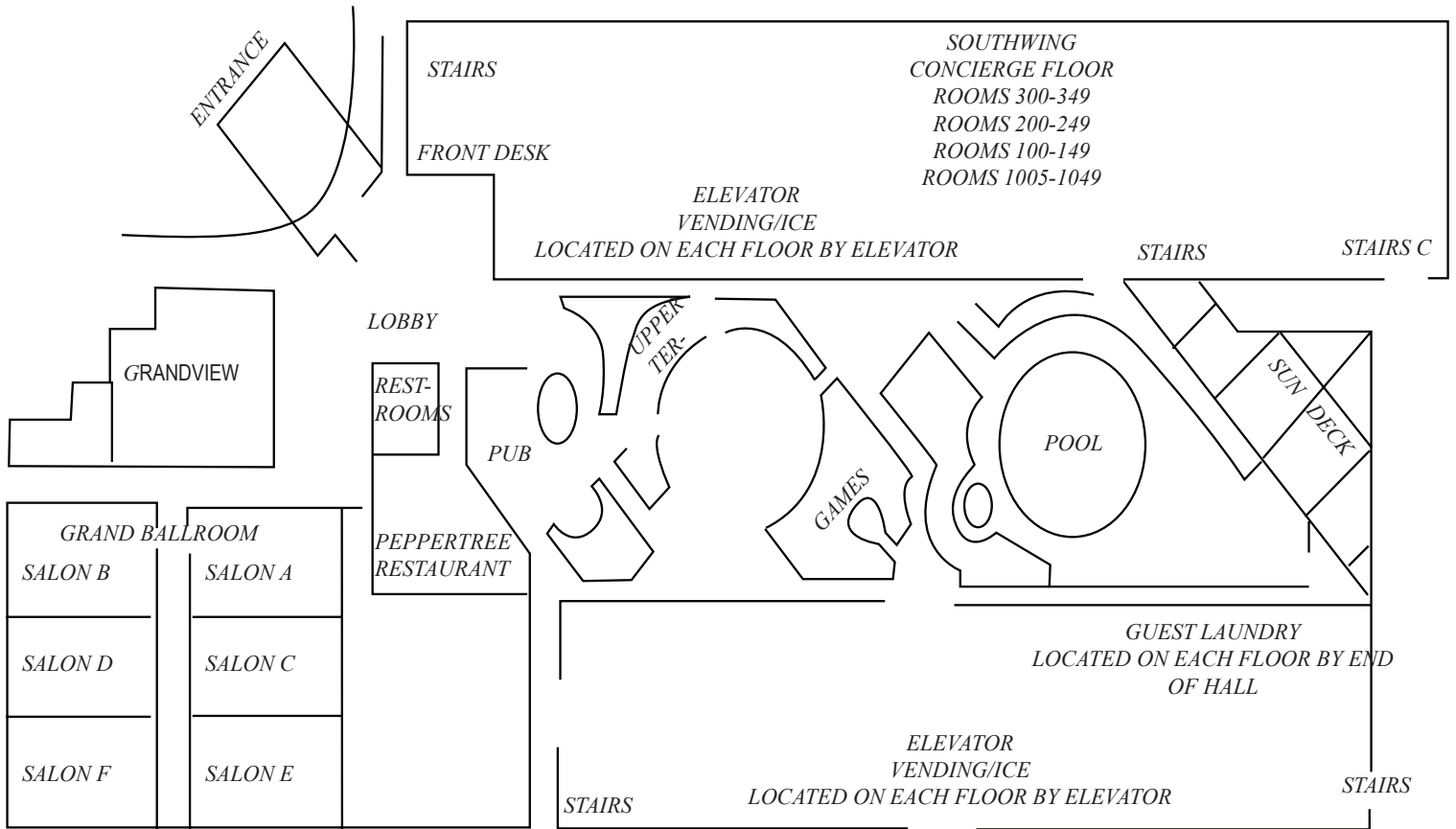


Directions to RAMADA & Conference Center, Peoria, 4400 Brandywine Drive

Proud to offer a complimentary airport shuttle for our out of town guests

- From I-74 West: Take I-474 West to I-74 East, Exit #89 stay left to light then right on Brandywine
- From I-74 East: Exit #89 stay left to light then right on Brandywine
- From East Rt. 150: To Scenic Drive left at light then right on Brandywine
- From West Rt. 150: To Scenic Drive light then right on Brandywine
- From Northwoods Mall: NE Directly across War Drive (Rt. 150) from Mall
- From Chicago Area: I-55 South to Route 24W to 150W then right on Brandywine

RAMADA FLOOR PLAN



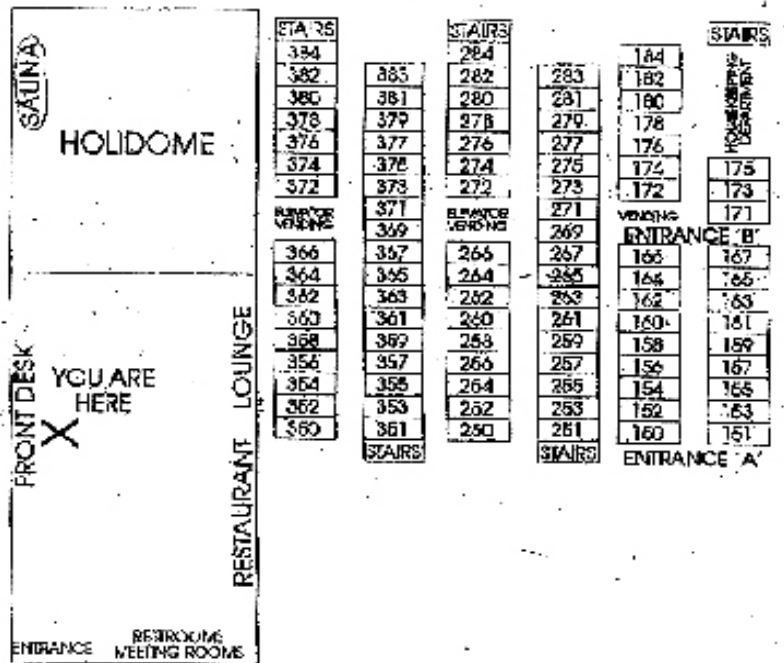
SOUTH WING

NORTH WING

THIRD FLOOR SECOND FLOOR FIRST FLOOR LOWER LEVEL

THIRD FLOOR SECOND FLOOR FIRST FLOOR

349	STAIRS	249	STAIRS	149	STAIRS	1049	STAIRS
347	348	247	248	147	148	1047	1048
345	346	245	246	145	146	1045	1046
343	344	243	244	143	144	1043	1044
341	342	241	242	141	142	1041	1042
339	340	239	240	139	140	1039	1040
337	338	237	238	137	138	1037	
335	336	235	236	135	136	1035	
STAIRS	334	STAIRS	234	STAIRS	133	STAIRS	
333	332	233	232	133	132	1033	
331	330	231	230	131	130	1031	
329	328	229	228	129	128	1029	
327	326	227	226	127	126	1027	
325	324	225	224	125	124	1025	
323	322	223	222	123	122	1023	
321	320	221	220	121	120	1021	
319	318	219	218	119	118	1019	
317	316	217	216	117	116	1017	
315	314	215	214	115	114	1015	
313	312	213	212	113	112	1013	
311	310	211	210	111	110	1011	
309	308	209	208	109	108	1009	
307	306	207	206	107	106	1007	
305	304	205	204	105	104	1005	
303	302	203	202	103	102	1003	
301	300	201	200	101	100	1001	
STAIRS		STAIRS		STAIRS		STAIRS	



384	STAIRS	284	STAIRS	184	STAIRS
382	383	282	283	182	183
380	381	280	281	180	181
378	379	278	279	178	179
376	377	276	277	176	177
374	375	274	275	174	175
372	373	272	273	172	173
370	371	270	271	170	171
368	369	268	269	168	169
366	367	266	267	166	167
364	365	264	265	164	165
362	363	262	263	162	163
360	361	260	261	160	161
358	359	258	259	158	159
356	357	256	257	156	157
354	355	254	255	154	155
352	353	252	253	152	153
350	351	250	251	150	151
STAIRS		STAIRS		STAIRS	

2007 Peoria



R.S. Prussia Collectors Convention
Peoria, Illinois

NAME _____

ADDRESS _____

CITY _____ STATE _____ ZIP CODE _____

REGISTRATION FEE - NUMBER ATTENDING _____ (\$20.00 PER FAMILY) _____
(non-refundable)

CONVENTION COMMEMORATIVE MUG(s) (\$5 ea.) _____ x \$5.00 _____

SATURDAY NIGHT BANQUET (\$27.00 PER PERSON)
(Prime Rib)

NUMBER OF PERSONS _____ X \$27.00 _____

TOTAL AMOUNT ENCLOSED _____

MEALS MUST BE CANCELLED BY NOON WEDNESDAY, JULY 25 FOR REFUND IF UNABLE TO ATTEND. REGISTRATION FEE IS NON-REFUNDABLE

MAKE TABLE RESERVATIONS WITH THE HOTEL WHEN MAKING ROOM RESERVATIONS. Please Provide Your Own Table Covers.

The \$10.00 6-foot table charge will be added to your room bill. (This charge is for convention - not per day)

Register early, postmarked by July 1, 2007 and you will be eligible for ONE NIGHT PAID LODGING AT CONVENTION HOTEL.

Drawing to be held at the Banquet.

(You do not have to be present at the banquet to win.)

MAKE CHECK PAYABLE TO R.S. PRUSSIA, INC. AND MAIL TO:

**Karla Hartzheim, Secretary, RSP, Inc.
P.O. Box 583 • Mukwonago, WI 53149.**

NAME _____

ADDRESS _____

CITY _____ STATE _____ ZIP CODE _____

Be sure to fill this portion out, as it is your free night drawing entry form.



Fun Things to Do in the Peoria Area!!

International Association of R.S. Prussia – 2007 Annual Conference July 25th-29th, 2007

Weekend Activities

Peoria Chiefs Baseball

vs. Dayton Dragons
Thursday - Sunday
O'Brien Field
730 SW Jefferson
(309) 680-4008
www.peoriachiefs.com
Admission: \$6, \$9, & \$10

Illinois Antique Center

311 Water Street
Peoria, IL 61602
(309) 673-3354
On Peoria's RiverFront since 1986. Enjoy shopping in a real antique mall filled with the best from the 1800s to the 1970s. Hundreds of quality dealers with no crafts or reproductions- just good old stuff!

Lakeview Museum

1125 West Lake Avenue
Thursday – Saturday: 10 am – 5 pm
(309) 686-7000
www.lakeview-museum.org
Admission: \$4 - \$8
See the interactive exhibit of Rock, Paper, Scissors.

Barn II Dinner Theatre

Goodfield, IL
(309) 965-2545
www.barn2.com
Admission: \$31
Hilarious Story of three brothers. As one brother is hoping to adopt a baby, the other two are anxious to make a good impression on the woman from the agency, but largely fall short of a "good impression".

Christie's Collection Enterprise

2390 Washington Road
Washington, IL 61571
(309) 745-3977
Antiques, crafts and collectibles. Approximately 8,500 square feet of shopping space with over 50 vendors. Something for everyone. Soda, coffee, and popcorn.

Kickapoo Creek Winery

6605 N Smith Road
Edwards, IL 61528
(309) 495-9463
Full-service winery with tasting room and gift shop. We invite you to walk the grounds and visit the vineyard. Located just minutes from I-74 at the Kickapoo-Edwards exit.

Mackinaw Valley Vineyard

33633 State Route 9
Mackinaw, IL 61855
(309) 359-9463
Experience a bit of Napa Valley in Central Illinois. Visit the winery, tasting room and gift shop. Enjoy the panoramic view available for weddings, receptions and meetings.

Grandview Drive Tours

(309) 676-4040
Narrated by certified guides from the Peoria Historical Society. Tours last approx. 2 hours. Tours are convenient, inexpensive & fun!

The Shoppes at Grand Prairie

5201 W War Memorial Drive
Peoria, IL 61615
(309) 692-3672
A vibrant open-air lifestyle center, this is Peoria's most unique retail-shopping destination, with an exciting blend of more than 25 retailers and restaurant. The shoppes are also home to the nationally acclaimed Holocaust Memorial Button Exhibit containing 11 million buttons. Each button represents one life lost... A must-see exhibit.

Kickapoo Creek Winery



6605 N Smith Road
Edwards, IL 61528
(309) 495-9463
Full-service winery with tasting room and gift shop. We invite you to walk the grounds and visit the vineyard. Located just minutes from I-74 at the Kickapoo-Edwards exit.

Check the Visitor Guide for more information on restaurants, shopping, hotels, and things to do during your stay in the Peoria Area.

Stop by the RiverFront Visitors Center at (309) 672-2860 with any questions!

Check out our Calendar at www.peoria.org for more Peoria Area Events!

456 Fulton Street • Suite 300 • Peoria, Illinois 61602 • 309-676-0303

22 Annual
2007 Peoria



R.S. Prussia Collectors Convention
 Peoria, Illinois

July 26 to July 29, 2007

Schedule

Wednesday, July 25 -	6:30 p.m. - 7:30 p.m.	Registration
Thursday, July 26 -	8:00 a.m. - 9:30 a.m. 3:00 p.m. - 4:30 p.m. 6:00 p.m. - 6:45 p.m. 10:00 a.m. 3:00 p.m. - 5:30 p.m. 6:45 p.m. 7:45 p.m.	Registration Registration Registration Board Meeting, Grand View Room Auction Viewing, Ballroom New Member & First Timer Meeting (short & sweet), Grand View Room Ice Cream Social, Ballroom
Friday, July 27 -	7:30 a.m. - 8:30 a.m. 3:30 p.m. - 5:00 p.m. 9:00 a.m. 10:45 a.m. Noon 1:15 p.m. to 2:15 p.m. 4:00 p.m. 6:00 p.m.	Registration Registration Welcome Meeting, Grand View Room "Do-It-Yourself Auction," Grand View Room Lunch (on your own) Seminar, Grand View Room "Royal Vienna Mark R.S.P. Deluxe" by Allen Marcus Auction Viewing, Ballroom Auction Conducted by Jim Wroda, Ballroom
Saturday, July 28 -	7:30 a.m. - 8:30 a.m. 9:00 a.m. - 10:30 a.m. 10:30 a.m. - 11:30 a.m. Noon 1:00 p.m. - 4:00 p.m. 6:00 p.m.	Registration Business Mtg. & Elections, Grand View Room Seminar, Grand View Room "E.S. Porcelain, the 'Other Schlegelmilch'" by Allen Marcus Lunch (on your own) Scheduled Room Visitation (floors & times announced at business meeting) Banquet, Entertainment & Drawings, Ballroom
Sunday, July 29 -	7:30 a.m.	Board Meeting, Grand View Room